

Be Prepared: Door Hardware

New Door / No Holes Drilled



We will go over the different types of locks and trim with you to determine the best fit for your door and lifestyle

If you are having a custom door(s) made or are ordering a semi-custom one, please bring the contact information of the fabricator or supplier so we can communicate on the technical aspects

Replacing Existing Door Hardware

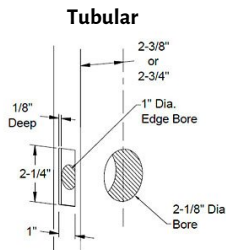
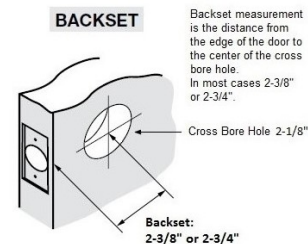
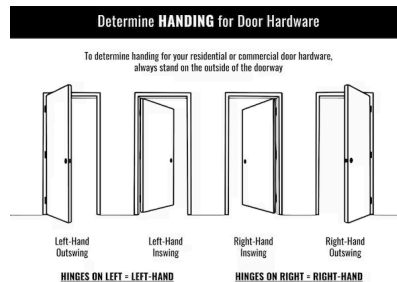
Your options may be limited based on the drilling of your door and current lock type

If you are painting or staining your door, we strongly recommend selecting and ordering your hardware first. This will give you many more options and maximizes your makeover efforts!

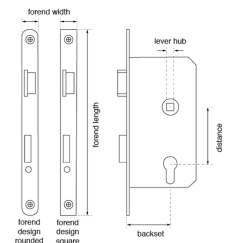
Helpful Terminology & Measurements

Functions:

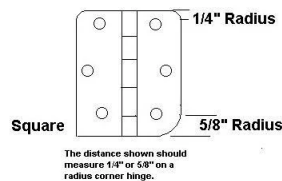
- **Passage** (working latch no lock)
- **Privacy** (working latch with lock)
- **Dummy** (surface mount/no latch)
- **Entry** (keyed - can be deadbolt, key in handle, tubular, or mortise set)



Mortise



Hinges are usually measured open and are usually symmetrical with a square, 1/4" or 5/8" radius corner



Make an appointment to meet with a hardware specialist

Our areas of expertise include interior knob and lever sets; Entry mortise and tubular locksets; deadbolts; Trim for patio doors; multipoint lock trim; pocket door hardware; specialty locks for wine cellars, carriage doors, dutch doors, garage doors; electronic locks; custom hardware, and more!