

# Be Prepared: Door Hardware

## •New Door / No Holes Drilled•

•We will go over the different types of locks and trim with you to determine the best fit for your door and lifestyle.

If you are having a custom door(s) made or are ordering a semi custom one please bring the contact info of the fabricator or supplier so we can communicate on the technical aspects.



## •Replacing Existing Door Hardware•

•Your options may be limited based on the drilling of your door and current lock type.

If you are painting or staining your door we strongly recommend selecting and ordering your hardware first. This will give you many more options and maximize your makeover efforts!

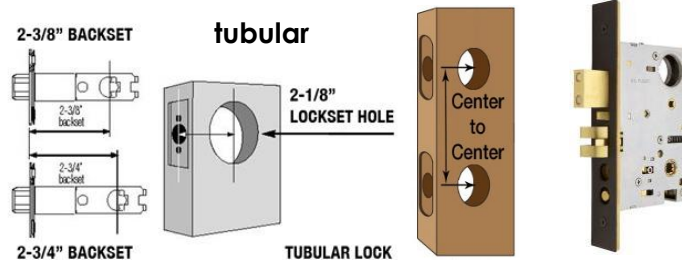
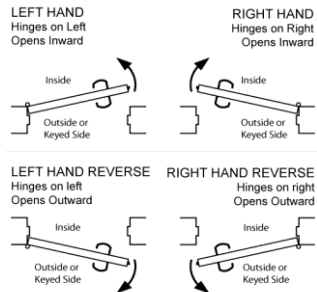
## •Make an appointment to meet with a hardware specialist•

•To your appointment please bring a list of all doors which require hardware. Photos or drawings of your new doors are helpful. We will walk your through the options.

•To your appointment please bring photos of your existing door(s) and hardware as well as a list of all doors which require hardware.

## •Terminology & Measurements•

TO HAND A DOOR -- FACE IT FROM THE OUTSIDE OR KEYSIDE



mortise  
2.5"  
or  
2.75"  
backset

### Functions

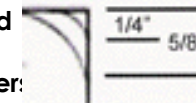
**Passage** (working latch no lock)

**Privacy** (working latch with lock)

**Dummy** (surface mount/no latch)

**Entry** (keyed – can be deadbolt, key in handle, tubular or mortise set)

Hinges are measured open and are usually symmetrical with square, 1/4", or 5/8" radius corner:



*Our areas of expertise include interior knob and lever sets; Entry mortise and tubular locksets; deadbolts; Trim for patio doors; multipoint lock trim; pocket door hardware; sliding door hardware; specialty locks for wine cellars, carriage doors, dutch doors, garage doors; electronic locks; custom hardware and more!*